

For Project: East Winch Rd 5  
 Project Notes:  
 Location/Name: Incoming  
 Report Generated: 07/09/2020 11:24  
 Speed Intervals: 3 MPH  
 Time Intervals: Instant  
 Traffic Report From: 24/07/2020 15:00:00 through 07/09/2020 09:59:59  
 85th Percentile Speed: 29.8 MPH  
 85th Percentile Vehicles: 11627  
 Max Speed: 48 MPH on 29/07/2020 19:45:00  
 Total Vehicles: 13679  
 AADT: 305

## Volumes - weekly counts

Time	5 Day	7 Day
Average Daily	327	319
AM Peak	32	27
PM Peak	30	28

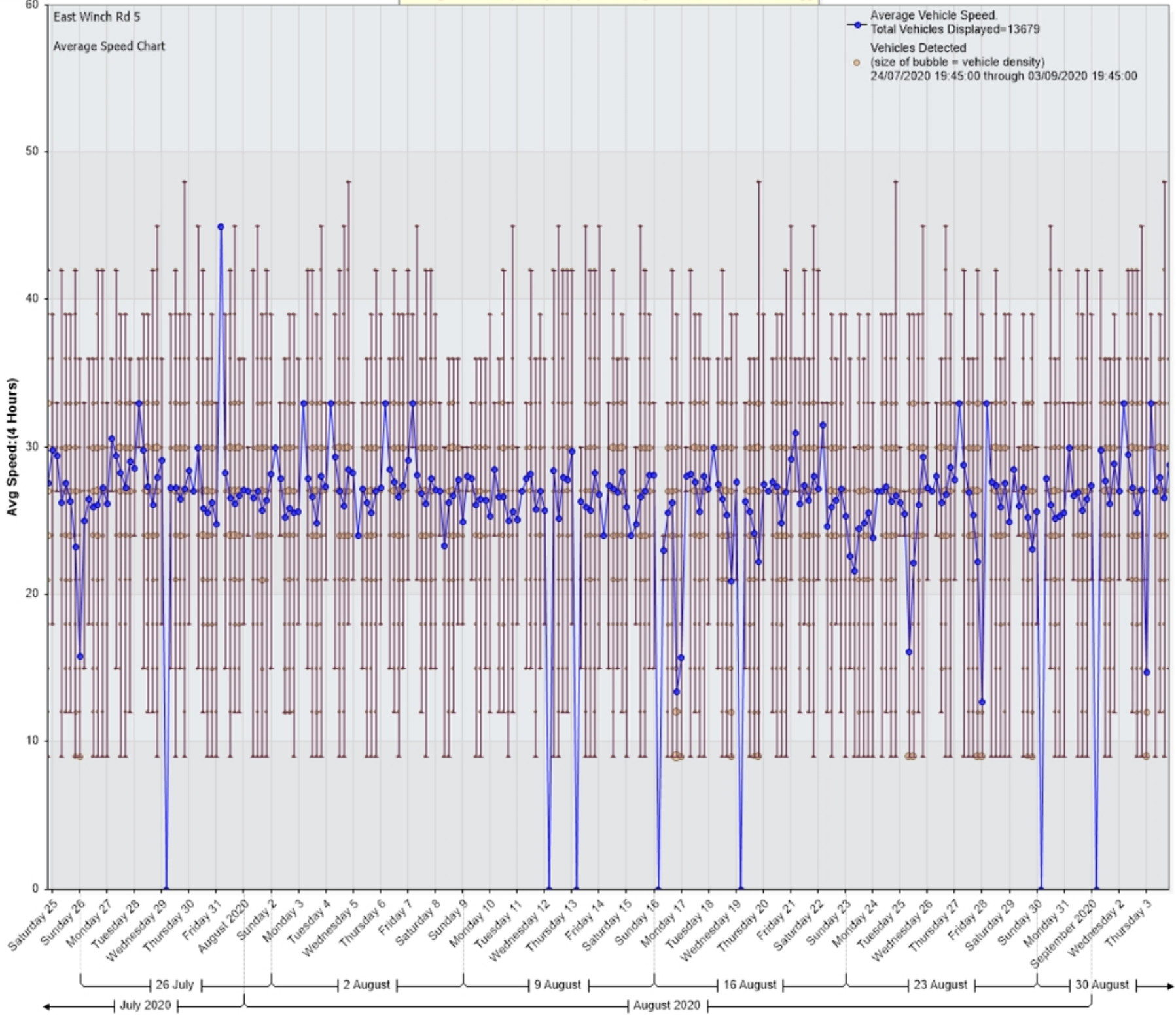
## Speed

Speed Limit: 35  
 85th Percentile Speed: 29.8  
 Average Speed: 24.44

	Monday	Tuesday	Wednesday	Thursday	Friday	Saturday	Sunday
Count over limit	34	31	39	35	32	26	15
% over limit	1.9	1.5	1.8	1.6	1.6	1.4	0.9
Avg Speeder	39.2	39.1	39.5	39.6	38.9	38.5	38.9

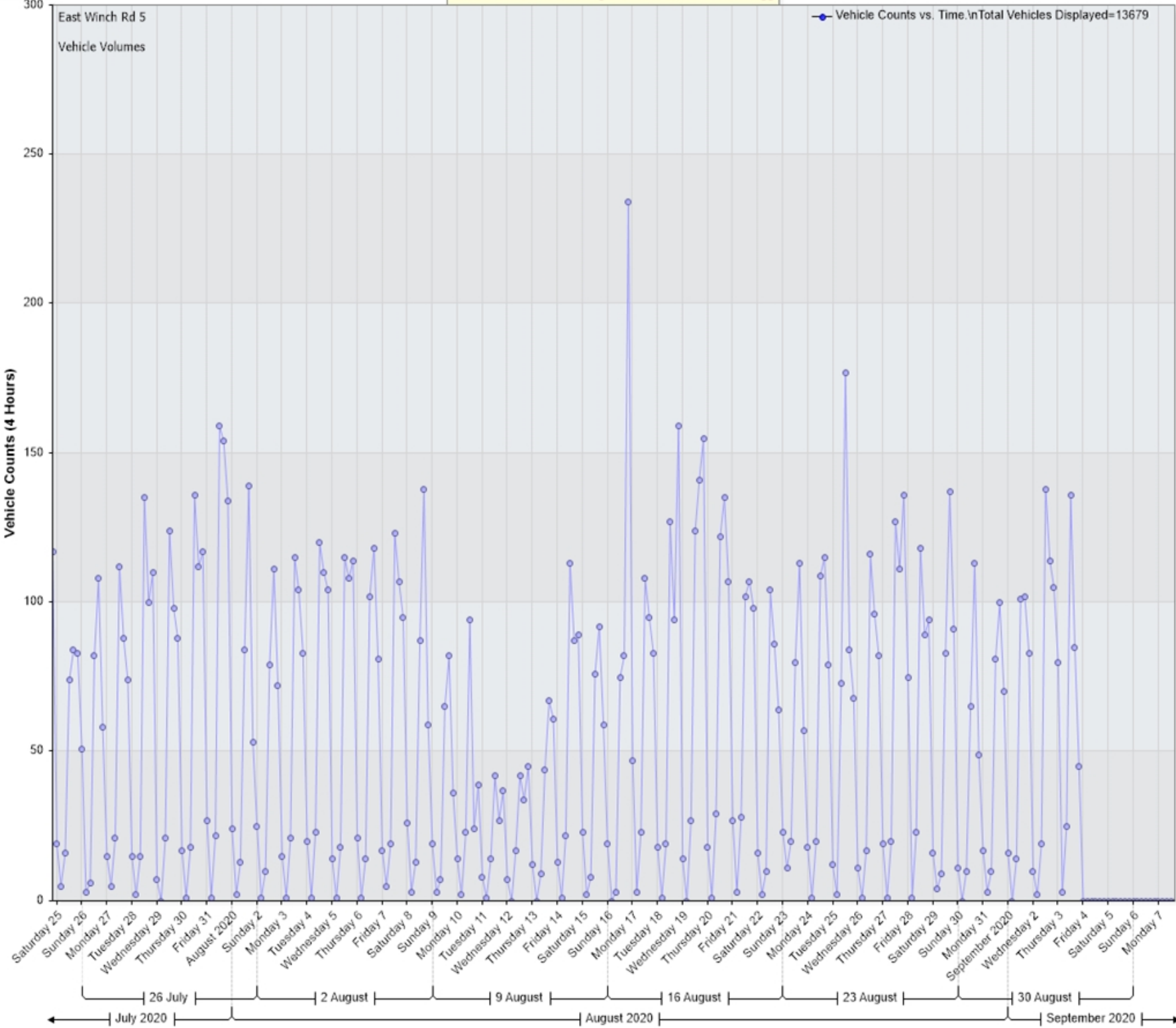
Zoom help

### Average Vehicle Speed (MPH) vs. Time [East Winch Rd 5:Incoming]



Zoom help

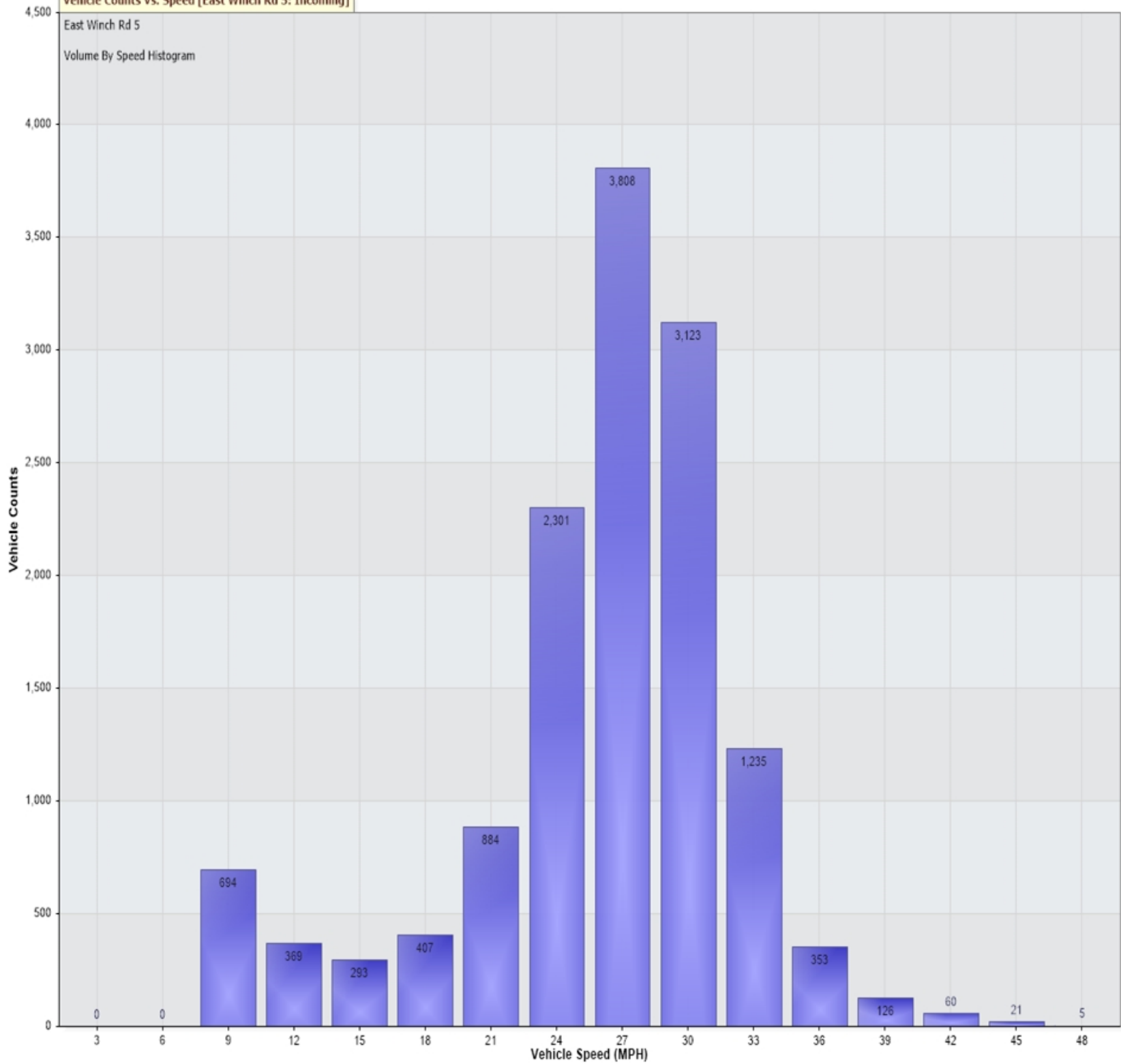
Vehicle Counts vs. Time [East Winch Rd 5: Incoming]



Vehicle Counts Vs. Speed [East Winch Rd 5: Incoming]

East Winch Rd 5  
Volume By Speed Histogram

13,679 Counts



Percentile Counts Vs. Speed for [East Winch Rd 5: Incoming]

