

For Project: East Winch Rd 4 North  
 Project Notes:  
 Location/Name: Incoming  
 Report Generated: 07/09/2020 11:20  
 Speed Intervals: 3 MPH  
 Time Intervals: Instant  
 Traffic Report From: 24/07/2020 15:00:00 through 07/09/2020 09:59:59  
 85th Percentile Speed: 31.2 MPH  
 85th Percentile Vehicles: 14138  
 Max Speed: 60 MPH on 09/08/2020 16:35:00  
 Total Vehicles: 16633  
 AADT: 371

## Volumes - weekly counts

Time	5 Day	7 Day
Average Daily	392	379
AM Peak 08:00	28	25
PM Peak 05:00	46	42

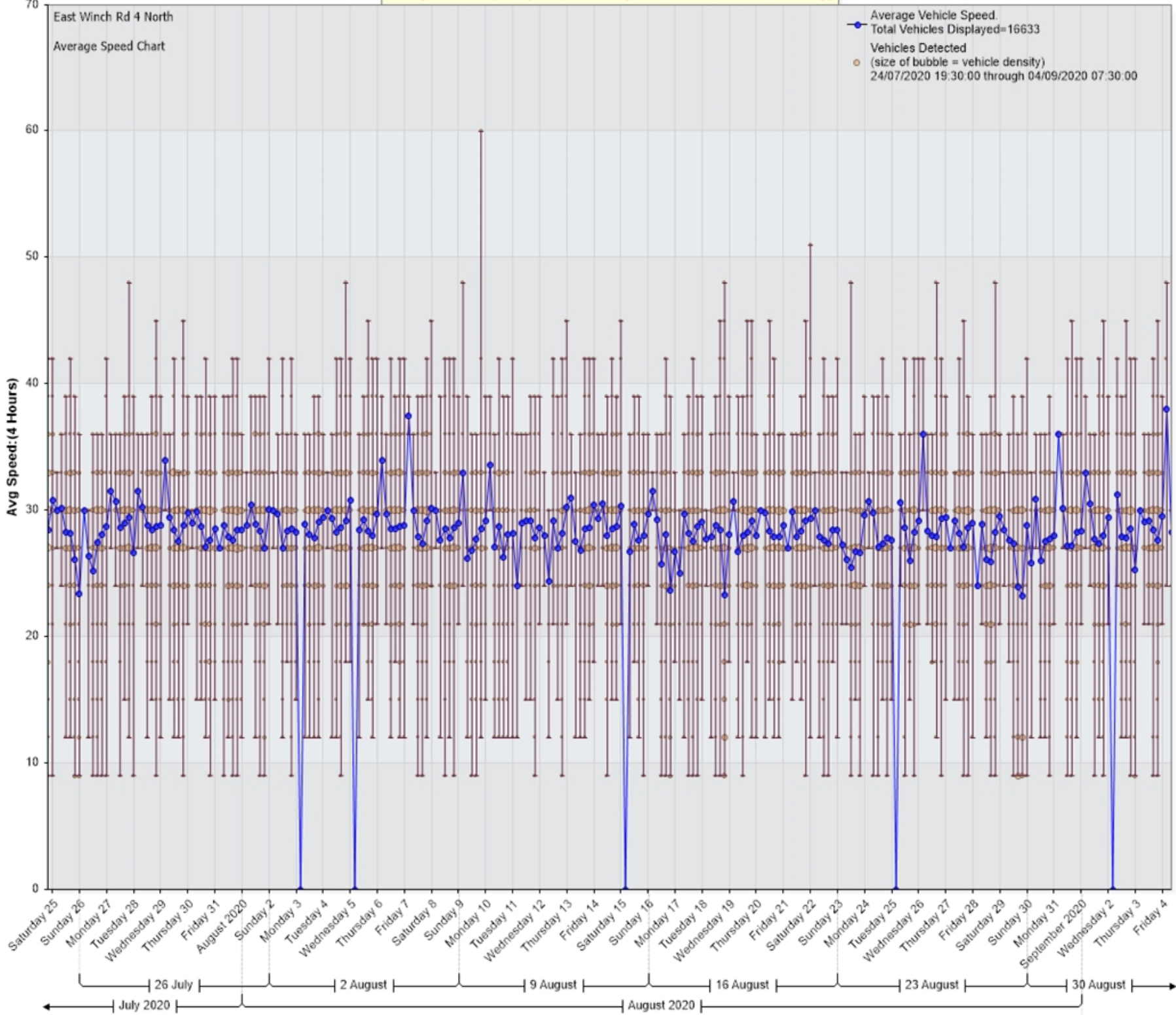
## Speed

Speed Limit: 35  
 85th Percentile Speed: 31.2  
 Average Speed: 26.56

	Monday	Tuesday	Wednesday	Thursday	Friday	Saturday	Sunday
Count over limit	36	50	61	43	48	42	23
% over limit	1.6	2.1	2.4	1.6	1.8	1.8	1.2
Avg Speeder	38.6	39.2	39.3	38.8	39.2	38.4	39.6

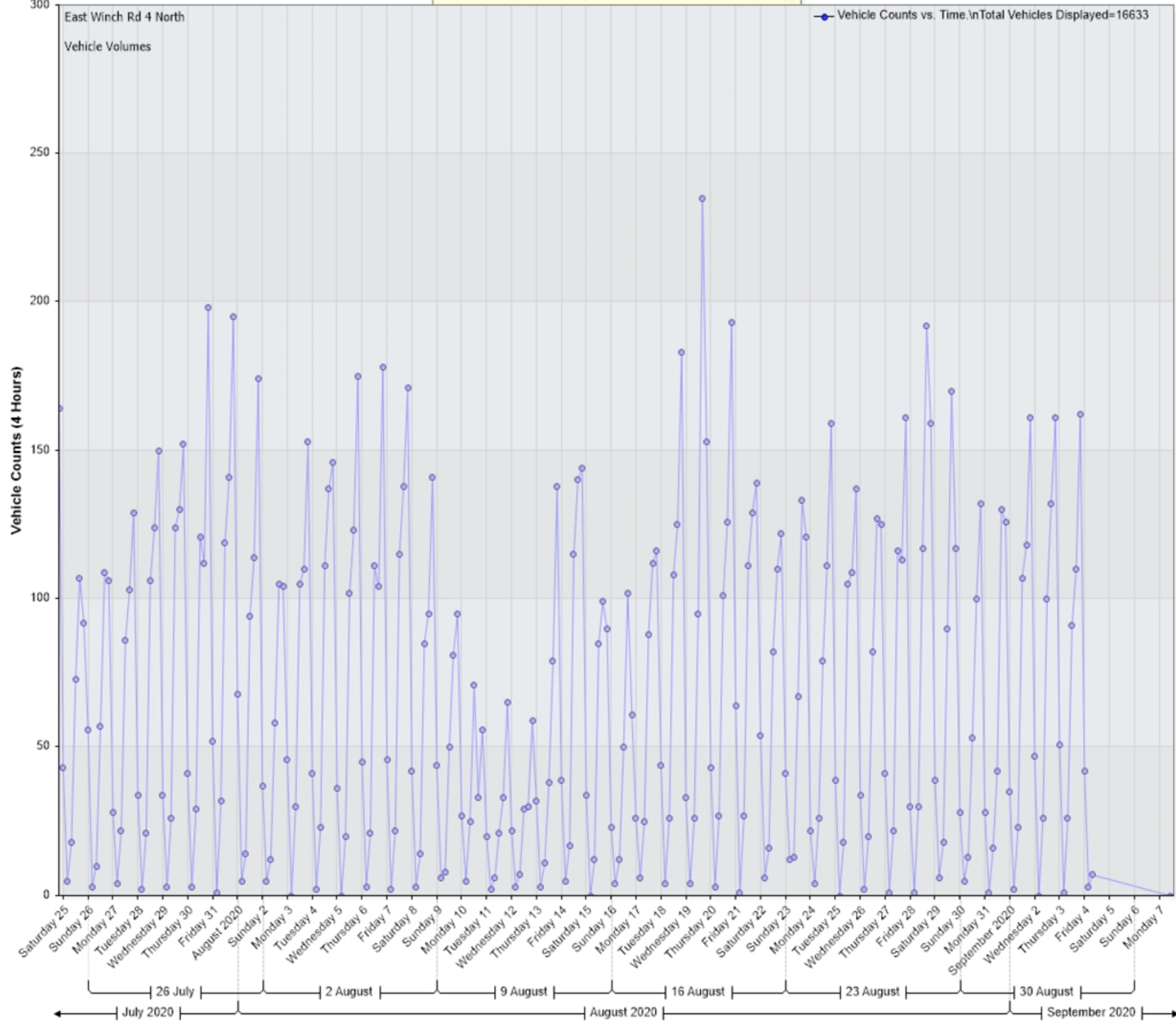
Zoom help

### Average Vehicle Speed (MPH) vs. Time [East Winch Rd 4 North:Incoming]



Zoom help

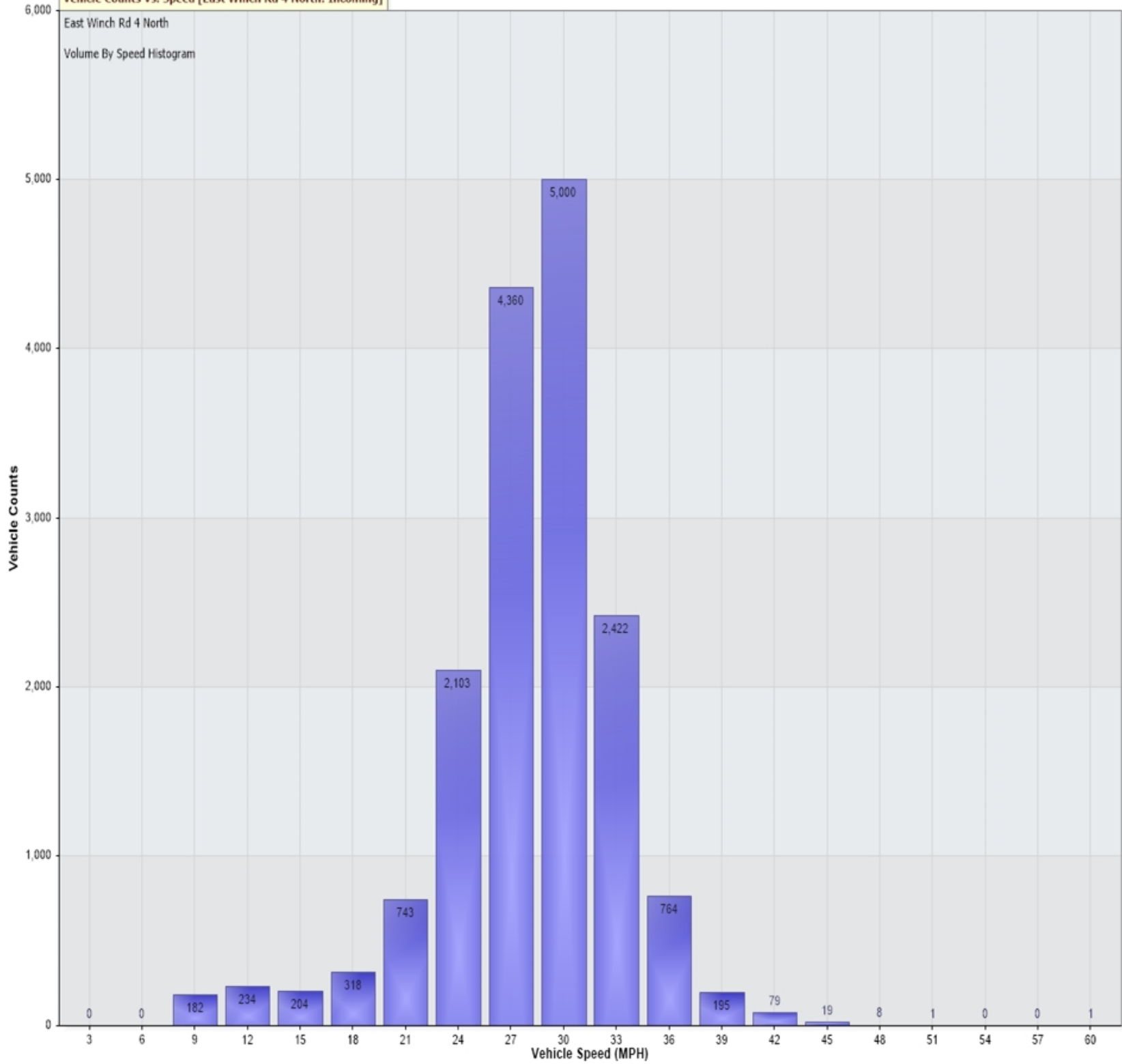
Vehicle Counts vs. Time [East Winch Rd 4 North: Incoming]



Vehicle Counts Vs. Speed [East Winch Rd 4 North: Incoming]

East Winch Rd 4 North  
Volume By Speed Histogram

16,633 Counts



Percentile Counts Vs. Speed for [East Winch Rd 4 North: Incoming]

